



Ministry of Internal Affairs
Border Police Department



BORDER POLICE

- **Operational analytical report**
- **January-March 2014**

Q'1

Q'2

Q'3

Q'4

Operational analytical report • January-March 2014



Border Police Department
Ministry of Internal Affairs of the Republic of Moldova

Petricani, 19
MDA-2059 Chisinau, Moldova
T +373 22 259 650
F +373 22 259 651
dpf@mai.gov.md
rau@border.gov.md
www.border.gov.md

Chisinau, May 2014
Risk Analysis Unit
BD, reference number 35/3

Important:

This is a working paper of Border Police. The publication in question, as well as its content, doesn't imply the expression of someone opinion of the Border Police on the legal status of any state and/or its authority mentioned in context, on the delimitation of its frontiers and boundaries. The all labels, maps and graphic representations included in this report are exclusive property of Border Police and any unauthorized use is prohibited.

Restricted:

This report is shared for use exclusively for the institutions specified in the distribution table, as their subdivisions. This imperative document need for knowledge and information, not for publication. If it is sent by e-mail, it necessarily must be encrypted.

REPORT

operational analytical • January-March 2014

Content:

| | |
|--|-----------|
| EXECUTIVE SUMMARY | 5 |
| PART I Operational activity indicators of the Border Police | 12 |
| Indicators of persons flow through BCP's..... | 12 |
| Indicators of transport means through state border crossing points | 15 |
| Refusals of the border state crossing..... | 18 |
| Violation of border legislation | 20 |
| The results of documents check..... | 21 |
| The contraventions establishing activity | 22 |
| PARTEA II Risk Analysis | 24 |
| Illegal migration | 24 |
| Cigarettes smuggling | 25 |
| Entry/exit of illegal transport means to/from Republic of Moldova..... | 26 |

List of abbreviations:

| | |
|----------------|--|
| ICSB | Illegal crossing of the state border (at the entry in RM) |
| AICSB | Attempted illegal crossing of the state border (at the exit from RM) |
| BB | Breach of the border |
| VSB | Violation of state border |
| VRCCB | Violation regime checkpoint and crossing border |
| UICSB | Uncontrolled illegal crossing of the state border (penetration) |
| JR | Joint restraint |
| DTICSB | Detected traces of illegal crossing of the state border |
| VRM | Violations of residence in RM |
| IPIM | Identified as potential illegal migrants |
| OC | Other contraventions |
| GB | Green border |
| BCP | Border crossing point |
| BPD | Border Police Department |
| NPI | Refusal at the entry in RM |
| NPE | Interdiction at the exist from RM |
| MDA-UKR | Moldovan-Ukrainian border |
| MDA-ROU | Moldovan-Romanian border |
| AB | Airline border |
| S/B | Sign border |
| RM | Republic of Moldova |
| THB | Trafficking in human beings |
| SEM | Semester |
| SBP | Sector of Border Police |
| RD | Regional Direction |
| BP | Border Police |
| CCTP | Center for Combating Trafficking in Persons |
| BMA | Bureau for Migration and Asylum |
| MTIC | Moldovan-Romanian border sector |
| RMT | Retentions mobile teams |

EXECUTIVE SUMMARY

This report includes the results of operational activities of the Border Police for Q1'2014. At the same time, it reflects particularly, the activity of the several subdivisions of the border authority. Due to the checks and surveillance of the state border for the reference period, the document itself contains indicators, operational and statistics data observed and documented, comparable with 2012 and sometimes with 2011. Analyzed indicators describe the operational situation, in border crossing points, as well as on the „green” sector of it.

The document is structured in two parts. **The first part** contains an analysis of its key operational indicators per system, as the flow of persons *and transport means, unauthorized border crossings, counteracting cases of the border law violations* etc. In **the second part** of it provides a summary and brief analysis of the main risks at the border, exercise based on data and indicators. In particular, it is analyzed the *illegal migration phenomena, cigarettes smuggling*, as well as other issues. Moreover, in the final part is highlighted some tendencies and developments, with specific recommendations.

The persons flow in Q1'2014 – tendencies:

- ***In Q1'2014 the people flow registered a decrease of 4% in comparison to the same period of 2013***, and this conjecture was generated by:
 - the triggering violence's in Ukraine, were scaled during this period, followed by hard collisions between government forces and protesters in many areas of the country. Political instability from Ukraine imposed the majority of Moldovan citizens and foreigners to give up traveling in this country or to transit its territory;
 - therewith, the restrictions of migration policy of the Russian Federation, which entered in force on 1 January 2014, significantly decreased the number of border crossings, particularly those ones who traveled for work.
- Thus, the most highlighted decrease ***of people flow(-11%) was recorded at the MDA-UKR border segment*** or 1,52 million crossings. The people flow at this border segment holds a share of 57% from total. Or, this decrease, have influenced the overall flow.
- Therewith, ***the people flow at the MDA-ROU border segment registered an increase of 3% compared to January-March 2013***. Beside this, at this border segment it's documented about 32% of the total persons flow or 860 thousand of crossings. The increase may be explained by the fact that:
 - during the winter holidays more citizens which are in the EU or work there return in the country ;
 - but others choose to spend winter holidays outside of the Republic of Moldova, for tourism, to visit relatives etc.;
- ***The persons flow recorded at airline border (BPS „Chisinau-Airport”) have known a significant increase – by 28%*** compared to Q1' 2013 or over 290 thousand crossings. This segment hold a share of 11% out of total persons flow. The increase can be attributed to a quite number of reasons, including:
 - the liberalization of prices at airline tickets;
 - opening up new low-cost flights to Italy (Rome and Venice) and others;
 - increasing the number of flights to Russian Federation (for ex. Chisinau – St.Petersburg or Moscow);
 - increasing preference of people to travel by plane etc.;

- following the escalation of political situation and violences in Ukraine, more and more people prefer to travel by plane to Russian Federation than to transit Ukraine over the land border. Or, such a tendency is also available for the next period, properly to the next two quarters.

Potential forecasts:

- Just it has been stated in the operational activity report for 2013, EU visa liberalization for Moldova could **generate an increase of the total persons flow between 5-6% in 2014**. However, this number is quiet optimistic, or this would be more than 900 thousand people or crossings;
- No doubt that the entry into force of visa free regime with the EU on April 28, 2014 will generate an increase of total crossings number or the flow of persons, especially **at the MDA-ROU border and at airline border**;
- Thus, in **Q1' 2014 is expected to increase by over 10% in the number of crossings MDA-ROU segment of the border, compared to the same period of 2013**;
- Moreover, the increase of persons flow **at the airline border will remain the same in the Q2' 2014**. More over, the start of the summer season is a reason of increasing flow, especially because were scheduled the increasing of the race frequency for rest areas. Thus, it is estimated an increase by over 30% in the number of crossings at this border sector;
- More over, the appearance of new flights (for ex. Chisinau –Nizhnevartovsk, Chisinau – Salonica, etc.) will influence the overall increase of the persons flow, hence the number of crossings;
- Therewith, the consequences of the political situation in Ukraine associated with the disorder and violent clashes in several parts of the country will influence the dynamic of the crossings recorded at the MDA-UKR border segment. Respectively, **the number of crossings documented on this segment will continue to decline**. We estimate that it will decrease by 9-10% in January-June 2014 compared to the same period last year, including restrictive migration policy background of the Russian Federation.

The flow of transport means in Q1' 2014 – tendencies:

- The flow of transport means documented at the crossing state border in the first three months of 2014, increased by 2% compared to Q1 of 2013;
- The MDA-ROU border segment holds a share for 53% overall, followed by MDA-UKR border with a share of 46% and SPB „Chisinau-Airport” – 1% of all crossings recorded;
- Therewith, the flow of transport means recorded at MDA-UKR border has decreased by 3% compared to Q1' 2013, the tendency is available both to foreign registration units, and for national. The state of facts is explained by the socio-political consequences of Ukraine.

Potential forecasts:

- As the flow of persons, visa liberalization with UE is available also for increasing flow of transport means in 2014 which could vary between 5-6% overall, particularly those that will be recorded on MDA-ROU border segment;
- It is estimated a slight increase (between 3-4%) of the transport means flow in the following period at the MDA-UKR border segment, as a result of socio-political tensions in Ukraine, and restrictive measures of the Russian migration policy;
- However, in 2014 is expected a slight increase by 4-5% in the number of potential crossings recorded on air border segment, generated of possible opening new routes and increasing the intensity of existing flights.

Refusals for crossing border state in Q1' 2014

- In the Q1 of 2014, **the Border Police refused the crossing of 817 people or 37% less than the same period of 2013.**
- *Most border crossing permits were granted at BCP of MDA-UKR border segment – 528 persons or 65% of total, but in decrease by 44% compared to similar period of 2013. This tendency is available also for segment of the MDA-ROU border.*
- Therewith, **at airline border is an increased number of refusals crossing, by 32% or 35 persons more than in the Q1'2013.** *Actually, the increase of refusals was due of moldovan citizens (70% of the total) and Russians citizens (10% of the total).*
- The main reasons of refusal for crossing state border in the reference period were the presentation of *invalid document, attempting of crossing border with internal document (ID card), unaccompanied minor, minor without valid documents, lack of visa, expired document.*

Refusal at the entrance in RM

- **The indicator of refusal at the entrance in RM has registered an increase by 7% of the total number of persons** (the indicator is more specific to foreigners), an available tendency for *MDA-UKR border sector and airline border, while on MDA-ROU border sector is a decrease by 31% respectively;*
- For a major part of the reasons for which was not allowed to enter the country this indicator increased. Instance such as purpose not confirmed, *lack of visa, internal document* etc. However, the increase is relatively;
- Therewith, the most refusal crossings at the MDA-UKR border were granted to citizens of Russian Federation (59%), Ukraine (21%) and Turkey (5%), but at MDA-ROU border to citizens of Turkey (27%) and Romania (20%);
- While, at the air border the largest share for refusal of entry in the country is on the expense of citizens of Turkey, with a share of 34% of the total;
- Thus, an increased attention should be given to Turkish nationals, taking into account that from June 1, 2014 comes into force visa-free regime between Moldova and Turkey. Or, the high mobility of them to travel to RM with different purposes can worsen the situation at the border, given that they often resort to the use of false documents etc.

Interdiction at the exit from RM

- **Interdiction at the exit from RM in the January-March period indicate an overall decrease in the number of people who are not allowed to leave the country with 46% more less than in 2013** (indicator specifically to the citizens of RM);
- This tendency is available, for both MDA-UKR, as well as for MDA-ROU sector of the border, by 52% and 44% respectively less. Exception being the air border sector, wich registered an increase of over 40% of interdictions at the exit compared with similar period of 2013;
- Moreover, this indicator has been decreasing for all the reasons of interdiction at the exit (for more details look at the table from page 25).

Violation of border legislation

- In Q1'2014, **the Border Police recorded 781 cases of violation of border legislation** where were involved about **350 persons**. Compared to the similar period of the previous year the number of registered cases and detained persons increased by 31% and 38% respectively. The increase is observed both in BCP, as well as at the „green” sector;

- Also, **at the airline border, more exactly at SPB „Chisinau-Airoport”, has been attested a notable decrease by 34% in cases number** of violation of RM border legislation;
- This decrease *on the one hand can suggest a dynamic operational activity* of the Border Police, on the other hand a decrease awareness of violations in this sector;
- For the green border sector the highest number of infringements are due to breach of the border (poaching, the presence in the border area without a permit, for resting, chopping wood etc.) with a share of 65% from the total;
- Therewith, in BCP the violations related to the IRS indicator holds a share of about 60% being in decrease of about 10% compared to Q1'2013.

Results of documents check

- **Number of forged and counterfeit documents decreased by 1%**, or with a person compared to Q1'2013;
- At the border sectors, the most counterfeit documents were found in the BCPs at the MDA-ROU border, with a share of **48% from total** or 33 persons detained for such law violations;
- The forged documents in BCPs at the MDA-UKR border consist 25% of total detected. Moreover, these have been in decrease by 67% compared to 2013.

Illegal migration

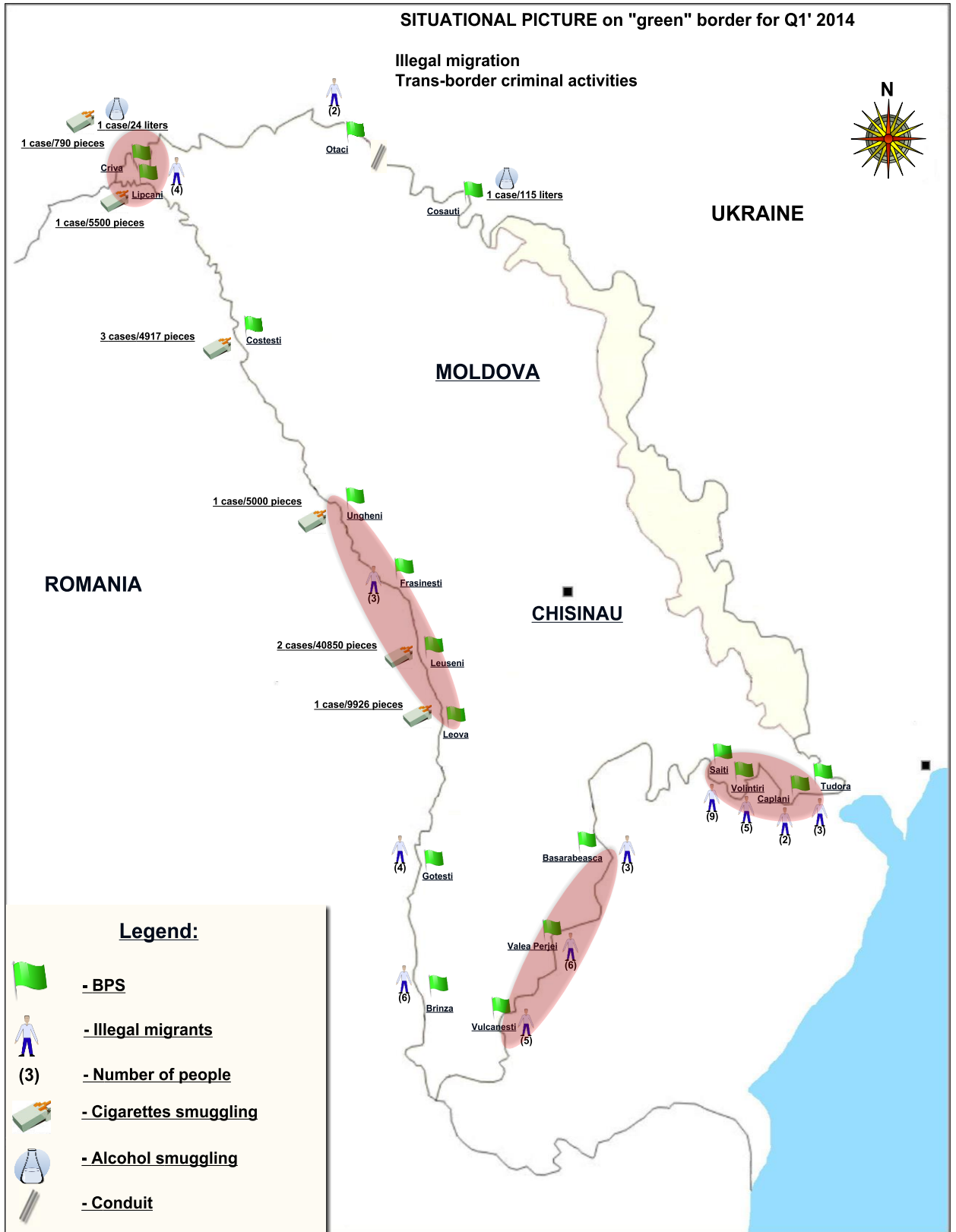
- **The operational statistic indicates the increasing of illegal migration.** This tendency is available both for BCP as well as for the „green” border.
- **In Q1'2014** for illegal migration were detained **31 persons compared to 20 in the same period of 2013** or with **55% more**;
- At the MDA-ROU border this indicator increased 2,5 times, and at MDA-UKR border the increase is over 10% compared to 2013;
- However, **the correlation between detentions and illegal border crossings is relatively higher to the latter**, so the detentions exceed the penetrations beyond the border. Or, this conjuncture shows a high level of efficiency of the BP subdivisions;
- Therewith, as a result of the suspension of the visa regime for Turkish citizens, through SBP „Chisinau-Airport” (particularly by the transit zone) can appear groups of illegal migrants, especially from high-risk countries holding foreign forged documents (mainly of Turkey).

Cigarettes smuggling

- In the Q1'2014, **the officers of Border Police seized over 70 thousand packages of cigarettes smuggling** (the most at the „green” border), just few over 41 thousand than in Q1'2013;
- **Also**, it is noticed a slight decrease number of registered cases and detained persons compared to **Q1'2013**, but the quantity of cigarettes seized doubled (available information mainly for „green” border);
- Therewith, **the statistic indicates an overall decline in cigarettes smuggling in BCPs**, but with a slight increase at the airline border.

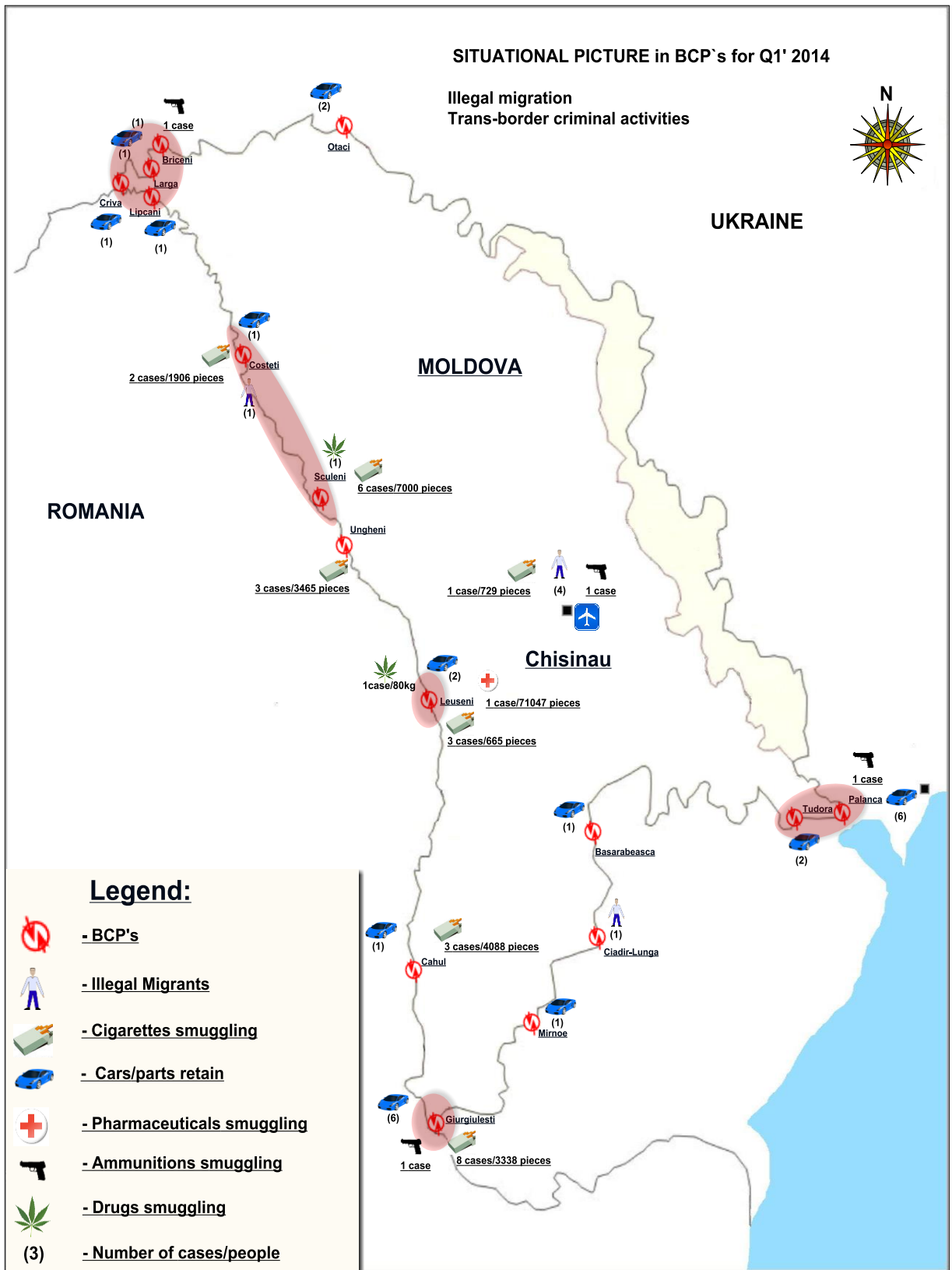
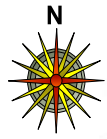
Illegal entry/exit of transport means to/from Republic of Moldova

- In the Q1'2014, the border control subdivisions of BD stopped and retained 27 transport units which attempted to enter/exit illegal to/from Republic of Moldova, with 15 units or 36% less than in 2013;
- On the one hand, data of the reference period indicated a decrease in the number of crimes on the main reasons that served as the basis for public transport stopped in BCP;



SITUATIONAL PICTURE in BCP's for Q1' 2014

Illegal migration
Trans-border criminal activities



PART I Operational activity indicators of the Border Police

Indicators of persons flow through BCP's

| Indicators of persons flow at the state border of RM (mil. persons) | | | | | | | |
|---|------------|------|------------|------|----------|------|-------------|
| Persons flow | 2013, Q.1 | | 2014, Q.1 | | Dynamics | | |
| | mil. pers. | % | mil. pers. | % | Tendency | % | |
| TOTAL flow | 2.79 | 100% | 2.69 | 100% | ↓ | -4% | 100% |
| Citizens of RM | 1.99 | 71% | 1.89 | 70% | ↓ | -5% | |
| Foreigners | 0.80 | 29% | 0.79 | 30% | ↓ | -1% | |
| The flow at the Ukrainian border (without Transnistrian sector) | | | | | | | 57% |
| MDA-UKR flow | 1.72 | 100% | 1.52 | 100% | ↓ | -11% | |
| Citizens of RM | 1.26 | 73% | 1.09 | 72% | ↓ | -13% | |
| Foreign citizens | 0.46 | 27% | 0.42 | 28% | ↓ | -8% | |
| The flow at the Romanian border | | | | | | | 32% |
| MDA-ROU flow | 0.83 | 100% | 0.86 | 100% | ↑ | 3% | |
| Citizens of RM | 0.57 | 69% | 0.60 | 69% | ↑ | 4% | |
| Foreign citizens | 0.26 | 34% | 0.27 | 35% | ↑ | 2% | |
| The flow at the airline border | | | | | | | 11% |
| Airline flow | 0.23 | 100% | 0.29 | 100% | ↑ | 28% | |
| Citizens of RM | 0.15 | 65% | 0.19 | 65% | ↑ | 27% | |
| Foreign citizens | 0.07 | 34% | 0.10 | 35% | ↑ | 30% | |

For the period January-March 2014 the value recorded of persons flow in BCP was 2.69 million crossings, or this denote a decrease by 4% compared to the same period of 2013. The most pronounced decrease was observed at MDA-UKR border – by 11% lesser than in January-March 2013. Actually the persons flow at this segment of the border is the largest and holds about 60% share of total. Thus, that decrease influence the overall values flow of persons.

Broadly, the main reasons which generated such situation as derived, first of all following the tense political events that took place inside of Ukraine, which have escalated in Q1' 2014 and the more restrictive Russian migration policy, which provisions came into force on January 1, 2014. Generally, the persons flow decreased at the expense of RM citizens (13%), and foreigners (8%).

Actual trends:

- **In the Q1'2014 the persons flow registered a decrease by 4% compared to same period of 2013, and this conjecture was generated by:**
 - triggering violence from Ukraine, which were scaled during this period, followed by harsh clashes between government forces and protesters in several parts of the country. Political instability from Ukraine imposed the majority of moldovans and foreigners to give up travelling in this country or to transit its territory;
 - therewith, the restrictions of migration policy of the Russian Federation, wick entered in force on 1 January 2014, significantly decreased the number of border crossings, particularly those ones who travelled for work.

Therewith, the persons flow at the MDA-ROU border increased by 3% compared with the same period of 2013 or 860 000 crossings from total. The persons flow at this border segment is about 32% share of total (overall);

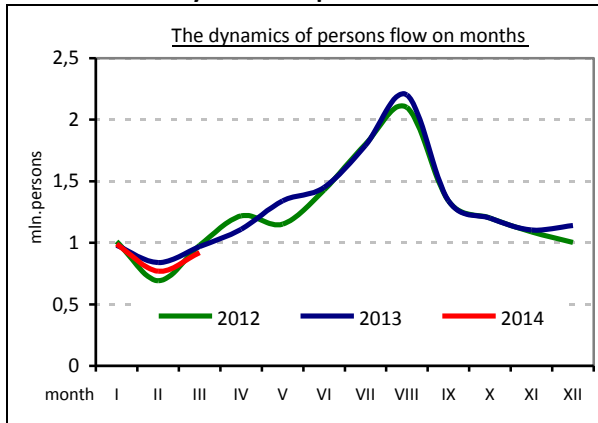
The most visible increase of persons flow– by 28% was confirmed at the airline border, where have been registered over 290 thousand crossings. The increase was observed both at the exit and entrance. The number of RM citizens who crossed this border segment significantly increased, by 27% compared to Q1'2013. Thus, this state of affairs indicate that Moldovan citizens are increasingly opting to travel by plane. Furthermore, as a result of visa liberalization with UE and the liberalization of prices at airline tickets, this border segment will be increasingly exploited. The persons flow at this border segment holds a share of about 11% from total crossings.

- Thus, the most highlighted decrease **of people flow (-11%) was recorded at the MDA-UKR** border segment or 1,52 million crossings. The people flow at this border segment holds a share of 57% from total. Or, this decrease, have influenced the overall flow;
- Therewith, **the people flow at the MDA-ROU border segment registered an increase of 3% compared to January-March 2013**. Beside this, at this border segment it's documented about 32% of the total persons flow or 860 thousand of crossings. The increase may be explained by the fact that:
 - during winter holidays more citizens wich are in the EU or work there return in the country;
 - but others choose to spend winter holidays outside of the Republic of Moldova, for tourism, to visit relatives etc.;
- **The persons flow recorded at airline border (BPS „Chisinau-Airport”) have known a significant increase – by 28%** compared to Q.1'2013 or over 290 thousand crossings. This segment hold a share of 11% out of total persons flow. The increase can be attributed to a quite number of reasons, including:
 - the liberalization of prices at airline tickets;
 - opening up new low-cost flights to Italy (Rome and Venice) and others;
 - increasing the number of flights to Russian Federation (for ex. Chisinau – St.Petersburg or Moscow);
 - increasing preference of people to travel by plane etc.;
 - following the escalation of political situation and violences in Ukraine, more and more people prefer to travel by plane to Russian Federation than to transit Ukraine over the land border. Or, such a tendency is also available for the next period, properly to the next two quarters.

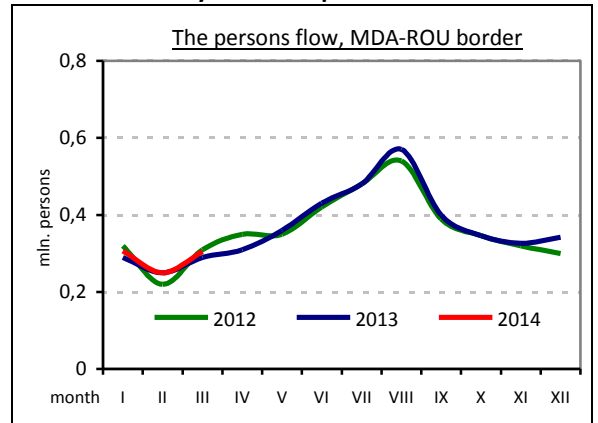
Potential forecasts:

- Just it has been stated in the operational activity report for 2013, EU visa liberalization for Moldova could **generate an increase of the total persons flow between 5-6% in 2014**. However, this number is quite optimistic, or this would be more than 900 thousand persons or crossings;
- Undoubtedly the entry into force of visa free regime with EU on April 28, 2014 will generate an increase in number of crossings or the persons flow, especially at the MDA-ROU border segment and the airline border;
- In the Q.2'2014 it is estimated an increase by 4-5% of total number of crossings at the MDA-ROU border segment;
- Moreover, the increase of persons flow at the **the airline border will remain the same in the Q.2' 2014**. More over, the start of the summer season is a reason of increasing flow, especially because were scheduled the increasing of the races frequency for rest areas. Thus, is expected to increase by 12-15% of total number of crossings;
- More over, the appearance of new flights (for ex. Chisinau –Nizhny-vartovsk, Chisinau – Salonica, etc) will influence the overall increase of the persons flow and respectively the number of crossings;
- Therewith, the consequences of the political situation in Ukraine associated with the disorder and violent clashes in several parts of the country will influence the dynamic of the crossings recorded at the MDA-UKR border segment. The number of crossings documented at this border segment will continue to decrease. We estimate that this number will decrease by 9-10% in January-June 2014 compared to the same period of the last year, including restrictive migration policy background of the Russian Federation.

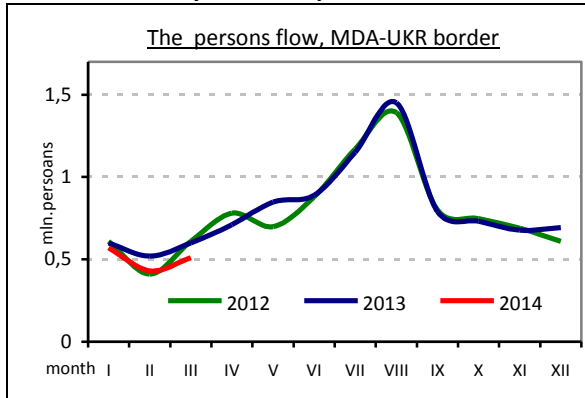
The dynamics of persons flow



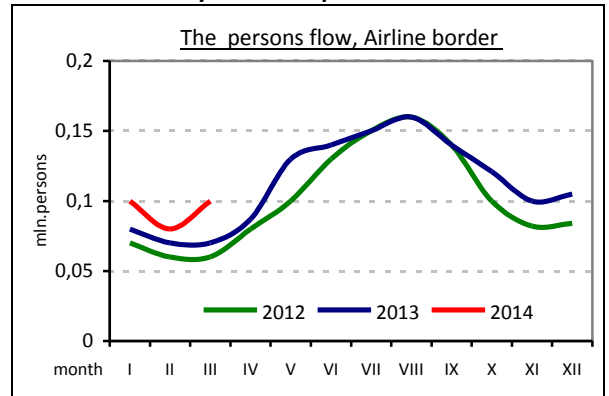
The dynamics of persons flow



The dynamics of persons flow



The dynamics of persons flow



In the graphs above it's revealed the persons flow recorded at the state border of RM in the period January-March 2014, inclusively in comparison with 2012 and 2013. Therewith, the feature of the graph is for all sectors of the border and which also was analyzed previously in the statistics database from the table about persons flow.

For Q.1'2014 the dynamics of border crossings is broadly similar to that recorded in 2012-2013. Nevertheless, at the MDA-UKR border segment it's clearly observed a decrease of the persons flow in February-March. On the other hand, the persons flow at the airline border is in slight increase compared to the same period of 2012-2013.

Indicators of transport means through state border crossing points

| Indicators of transport flow at the state border of Republic of Moldova (thousand units) | | | | | | | |
|---|------------|------|------------|------|----------|-----|-------------|
| Transport flow | 2013, Q. 1 | | 2014, Q. 1 | | Dynamics | | |
| | unit. | % | unit. | % | Tendency | % | |
| TOTAL flow | 584 | 100% | 593 | 100% | ↗ | 2% | 100% |
| MDA transport | 331 | 57% | 326 | 55% | ↘ | -2% | |
| Foreign transport | 252 | 43% | 267 | 45% | ↗ | 6% | |
| The flow at the Ukrainian border (without transnistrian sector) | | | | | | | 46% |
| The MDA-UKR flow | 279 | 100% | 272 | 100% | ↘ | -3% | |
| MDA transport | 204 | 73% | 198 | 73% | ↘ | -3% | |
| Foreign transport | 74 | 27% | 73 | 27% | ↘ | -2% | |
| The flow at the Romanian border | | | | | | | 53% |
| The MDA-ROU flow | 301 | 100% | 317 | 100% | ↗ | 5% | |
| MDA transport | 125 | 41% | 125 | 39% | → | = | |
| Foreign transport | 176 | 59% | 191 | 61% | ↗ | 9% | |
| The flow at the airline border | | | | | | | 1% |
| Airline flow | 3,24 | 100% | 3,84 | 100% | ↗ | 18% | |
| Republic of Moldova aircrafts | 1,57 | 49% | 1,92 | 50% | ↗ | 22% | |
| Foreign aircrafts | 1,67 | 51% | 1,92 | 50% | ↗ | 15% | |

In Q.1'2014 the number of the transport units registered in BCPs and which have crossed the state border constituted over 593 thousand units or increased by 2% compared to the same period of 2013.

Therewith, the statistics of the reference period shows that the registration of foreign transport units flow increased by 6% compared to Q.1'2013, while those of RM were decreased by 2% compared to the same period last year.

Analyzing the dynamics of the transport units segment border, as for persons flow is in decrease by 3% at the MDA-UKR border compared to Q.1'2013. Overall, the decrease of transport means flow is characteristic both for units with foreign registration and national.

If analyze, the share of crossings number on the border segments, then the largest share is about 53% of total crossings at the MDA-ROU border, 46% of total at the MDA-UKR border and 1% at airline border.

Also, the values of transport flow registered at the MDA-ROU border segment increased by 5% compared to Q1.'2013. The increase is mainly due to the increasing number of transport units registered abroad, with 9% more than in the Q1 of 2013.

The highest growth of transport units flow has been registered at the airline border with 18% more than in the Q1 of 2013. This tendency is explained by the fact that new routes were opened amid the increasing number of passengers.

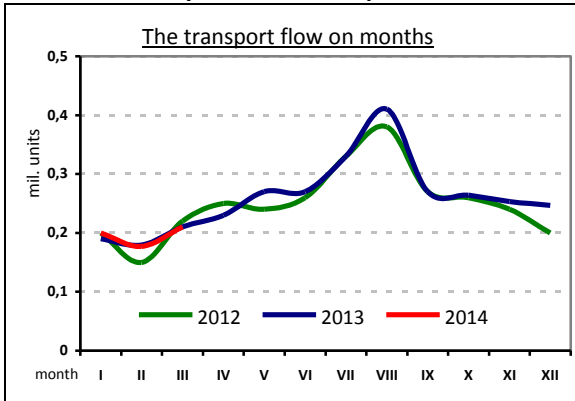
Actual tendencies:

- The flow of transport means documented at the crossing border state in the first 3 months of 2014, increased by 2% compared to Q1'2013.
- The MDA-ROU border segment holds a share of 53% overall, followed by the MDA-UKR border with a share of 46% and SBP „Chisinau-Airport” – 1% of total crossings recorded;
- Therewith, the flow of transport means registered at the MDA-UKR border experienced a decrease of 3% compared to Q.1'2013, available for both, units with foreign registration and the national. This will be explained by the socio-political consequences of Ukraine.

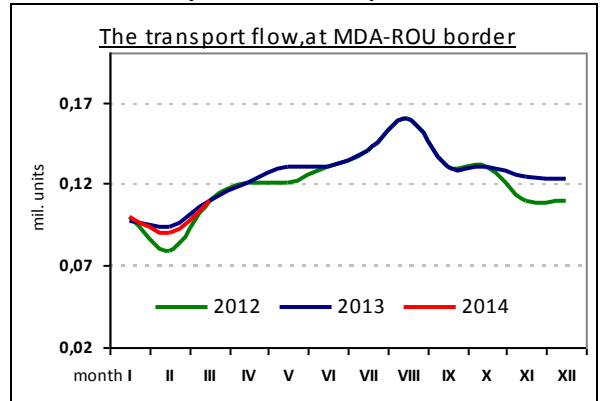
Potential forecasts:

- As the flow of persons, the visa liberalization with UE is available and increase the flow of transport means in 2014 which could range between 5-6% overall, particularly those that will be recorded on MDA-ROU border segment;
- It is estimated a slight increase (between 3-4%) of the transport means flow in the following period at the MDA-UKR border segment, as a result of socio-political tensions in Ukraine, and restrictive measures of the Russian migration policy;
- However, in 2014 is expected a slight increase by 4-5% in the number of potential crossings recorded on air border segment, generated of possible opening new routes and increasing the intensity of existing flight.

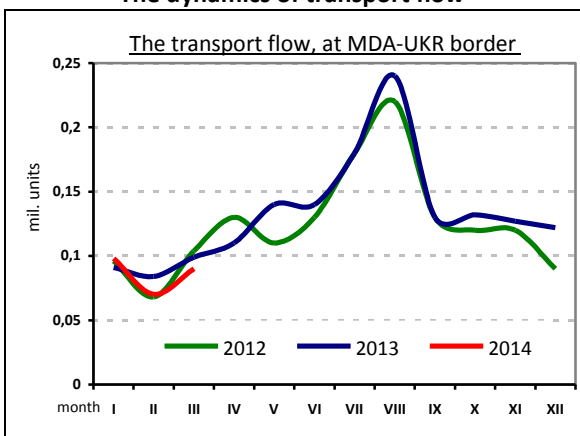
The dynamics of transport flow



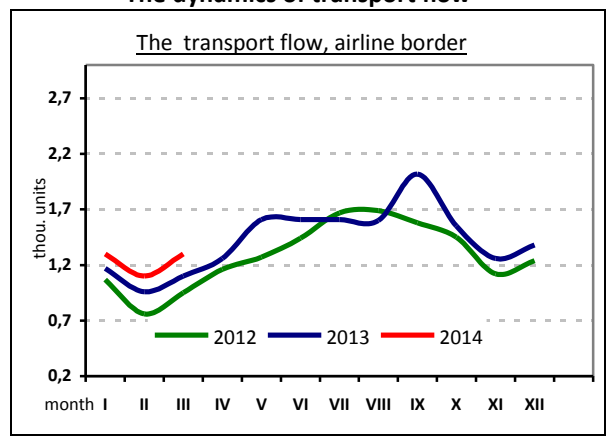
The dynamics of transport flow



The dynamics of transport flow



The dynamics of transport flow



As with the graphs of persons flow, the crossings of transport means in BCP for Q1'2014 are more or less similar, including border segments.

Respectively, this tendency is typical for the total flow of transport means, except at the MDA-UKR border state segment, where the flow registered an increase by 10%.

Therewith, a significant increase of the crossings number was recorder at airline border. Thus, the number of aircrafts documented at the BPS "Chisinau-Airport" was 16% higher than those recorded during January-March 2013.

Refusals of the border state crossing

During the reporting period the Border Police inspectors *refused the crossing of 817 persons or 37% less* compared to the same period of 2013. The most border crossing refusals were granted at the MDA-UKR border segment – 528 persons or 65% from total, but in decrease by 44% compared to January-March 2013.

This tendency is available and for MDA-ROU border segment. Respectively, the number of persons who were refused to cross that

border segment constituted 145 or by 40% less than 2013. That border segment have a share of about 18% out of total refusals.

Also, at the airline border may be observed a visible increase of the number of refusals, which constituted 144 persons or 31% more than the same period of 2013. Actually, at this border segment this increase of refusals was due to the Moldovan citizens (44% out of total).

| Refusal indicators of border state crossing, general information | | | | | | |
|--|--------------|-------------|--------------|-------------|----------|-------------|
| | 2013, Q.1 | % | 2014, Q.1 | % | Dynamics | % |
| Total | 1296 | 100% | 817 | 100% | ↓ | -37% |
| MDA-UKR sector | 945 | 73% | 528 | 65% | ↓ | -44% |
| MDA-ROU sector | 242 | 19% | 145 | 18% | ↓ | -40% |
| Airline border | 109 | 8% | 144 | 18% | ↑ | 32% |

Among the main reasons for refusal of crossing border state in this period were the presentation of *invalid document, attempting to cross the border state with internal document (ID card), unaccompanied minor, minor without valid documents, lack of visa, expired document*. On the other hand, we find that for most of the indicators mentioned above the tendency have been in decrease,

except was the *failure to confirm the purpose of journey (2 times)*. On the other hand, this fact can suggest a relative discipline of the persons who crossed the state border with the purpose of the trip and others. Also, the number of persons related to refusals for border crossings on national alert decreased by 70% compared to 2013.

NPI Indicator

Refusal at the entrance in RM

| NPI indicator, general information | | | | | | |
|------------------------------------|----------|------|----------|------|----------|------|
| | 2013, Q1 | % | 2014, Q1 | % | Dynamics | % |
| Total | 214 | 100% | 230 | 100% | ↗ | 7% |
| MDA-UKR sector | 92 | 43% | 119 | 52% | ↗ | 29% |
| MDA-ROU sector | 71 | 33% | 49 | 21% | ↘ | -31% |
| Airline border | 51 | 24% | 62 | 27% | ↗ | 22% |

Analyzing figures regarding refusal at the entrance in RM from the table above (this indicator is more specific to foreigners), there is an increase by 7% in the number of persons who were refused the entry in the Q1'2014.

The situation about the refusal entry of foreign nationals differs at the border state segments. If at the MDA-UKR and airline borders we have an increase by 29%, respectively of 22%, then at the MDA-ROU border is a decrease of over 30%.

NPE indicator

Interdiction at the exit from RM

| NPE indicator, general information | | | | | | |
|------------------------------------|------------|------|------------|------|----------|------|
| | 2013, Q. 1 | % | 2014, Q. 1 | % | Dynamics | % |
| Total | 1082 | 100% | 587 | 100% | ↘ | -46% |
| MDA-UKR sector | 853 | 79% | 409 | 70% | ↘ | -52% |
| MDA-ROU sector | 171 | 16% | 96 | 16% | ↘ | -44% |
| Airline sector | 58 | 5% | 82 | 14% | ↗ | 41% |

The indicator analysis of interdiction at the exit from RM from the table above (indicator refers specifically to the citizens of RM), also indicates an overall decrease in number of persons who have the interdiction at the exit from RM, with 46% less than Q1'2013.

This tendency is available, for both MDA-UKR, as well as for MDA-ROU sector of the border, with 52% and 44% less respectively. Exception is the airline border sector, which has been registered an increase by 41% of interdictions at the exit compared to 2013.

Violation of border legislation

In the Q.1'2014 the subdivisions of Border Police registered 781 cases of border violation of the RM legislation, with the involvement of 949 persons. Compared to the same period of the previous year we have a 31% increase in number of cases and 38% of persons.

The increase is observed both in BCP, as well as at the „green” border. However, at the airline border segment is a decrease by 34% cases of violation of the border legislation.

The most violations were reported and documented at the MDA-UKR border segment.

| Countering of the border law violations | | | | | | | | | | |
|---|------------|-------------|------------|-------------|------------|-------------|------------|-------------|-------------|------------|
| Border sectors | 2013, Q. 1 | | | | 2014, Q. 1 | | | | Dynamics, % | |
| | case | % | Pers. | % | case | % | Pers. | % | case | Pers. |
| Total | 596 | 100% | 688 | 100% | 781 | 100% | 949 | 100% | 31% | 38% |
| MDA – UKR | 313 | 53% | 359 | 52% | 458 | 59% | 527 | 56% | 46% | 47% |
| MDA – ROU | 154 | 26% | 200 | 29% | 238 | 30% | 337 | 36% | 55% | 69% |
| AERO | 129 | 22% | 129 | 19% | 85 | 11% | 85 | 9% | -34% | -34% |
| Green border | 127 | 100% | 206 | 100% | 181 | 100% | 334 | 100% | 43% | 62% |
| MDA – UKR | 61 | 48% | 96 | 47% | 87 | 48% | 147 | 44% | 43% | 53% |
| MDA – ROU | 66 | 52% | 110 | 53% | 94 | 52% | 187 | 127% | 42% | 70% |
| BCPs | 469 | 100% | 482 | 100% | 600 | 100% | 615 | 100% | 28% | 28% |
| MDA – UKR | 252 | 54% | 263 | 55% | 371 | 62% | 380 | 62% | 47% | 44% |
| MDA – ROU | 88 | 19% | 90 | 19% | 144 | 24% | 150 | 24% | 64% | 67% |
| AERO | 129 | 28% | 129 | 27% | 85 | 14% | 85 | 14% | -34% | -34% |

Border law violation, the "green" border, Q1' 2014

If we analyze the violations in dependence of reasons or indicators, including and the border sectors, then for the “green” border the highest number of infringements are due to breach of the border (poaching, the presence in the border area without a permit, for resting, chopping wood etc.) with a share of 65% from the total. Respectively, the

violations recorded and counteracted at this indicator increased by 74% compared to 2013, when it was over 55% overall. Therewith, in BCP the violations related to the IRS indicator holds a share of about 60%, being a similar value compared to January-March 2013 (see chart on page 29).

Border law violation, in BCP, Q1' 2014

As specified above, the most violations of border legislation in BCP (51% of the total) are due to *the violation of the rules of stay* (IRS). Analyzing statistical by regional or sub-sectors of the BP, then the most IRS were found at the border sectors of RD „North” – 243 persons, or about 80% from total violations found on this sector, or over 75% of the violations found in BCP on this indicator.

Following activities at the state border shared with Customs, the most detentions have been documented in BCP at the MDA-ROU border and namely by subdivisions of RD „West” and RD „South”. These constituted the cases of

illegal transportation of merchandise and goods across the state border. Of all documented cases, most of them were detected smuggling cigarettes.

Thus, similar to those analyzed in the case of violations at the “green” border we can ascertain that all subdivisions are more or less vulnerable in BCP, depending of the aims pursued by those who violated the border. Respectively, the management of each RD must identify their vulnerabilities and to take specific measures for each area of activity at the state border.

The results of documents check

| Results of border control, detection the counterfeit, forged, foreign document | | | | | | | |
|---|------------|-------------|------------|-------------|-------------|------------|-------------|
| | 2013, Q. 1 | | 2014, Q. 1 | | Dynamics, % | | |
| | Pers. | % | Pers. | % | | | |
| TOTAL | 70 | 100% | 69 | 100% | | -1% | 100% |
| Counterfeit document | 39 | 56% | 26 | 38% | | -33% | |
| Forged document | 27 | 39% | 42 | 61% | | 56% | |
| Doesn't belong to holder | 4 | 6% | 1 | 1% | | -75% | |

As for counterfeits and false travel documents were detected 69 crimes or people who submitted border control either them or the means of transport that traveled, the documents didn't correspond to the required conditions of crossing the border. Nevertheless, in Q1'2014 is registered a slight decrease (by 1%) in the cases of detected forged and counterfeit documents, compared to same period of 2013.

Analyzing the number of forged documents we note that almost half (48%) of these were ascertained at the MDA-ROU border segment. A totally different situation compared to the same period last year, when the majority or

73% of the total counterfeits were detected in MDA-UKR border segment.

Moreover, at the MDA-ROU border segment it is documented an increase by 3 times of detected cases with forgery. At the MDA-UKR border sectors were ascertained a decrease over 65% out of total false documents detected at this border sector, only 25% of the total detected.

Share of forged documents found in SBP "Chisinau Airport" is 27% overall, increasing by over 100% compared to January-March 2013. Numerically, however, counterfeits detected increased only by 10 units.

The contraventions establishing activity

During the Q1'2014 for the finding contraventions activity by the Border Police Department were recorded the following

indicators, for overall system and for regional subdivisions, in particular:

art. 332 par. (1) Contraventional Code

| BPD Subdivision | Total minutes concluded | Fines Applied/received (lei) | Challenges (No.of result) | Forced execution (no.trials) |
|-------------------------|-------------------------|------------------------------|---------------------------|------------------------------|
| RD „North” | 77 | 18 600/6 200 | - | - |
| RD „South” | 159 | 40 800/15 200 | - | - |
| RD „East” | 34 | 10 800/5 300 | - | - |
| RD „West” | 57 | 12 900/3 850 | - | - |
| BPS „Aeroport Chisinau” | 9 | 3 200/800 | - | - |
| Total | 336 | 86 300/3 1350 | - | - |

art. 332 par. (2) Contraventional Code

| BPD Subdivision | Total minutes concluded | Fines Applied/received (lei) | Challenges (No.of result) | Forced execution (no. trials) |
|-----------------|-------------------------|------------------------------|---------------------------|-------------------------------|
| RD „East” | 48 | 35 800/14 700 | - | - |
| RD „West” | 26 | 22 600/10 300 | - | - |
| Total | 74 | 58 400/25 000 | - | - |

art. 332¹ par. (1) and par. (3) Contraventional Code

| BPD Subdivision | Total minutes concluded | Fines Applied/received (lei) | Challenges (No. of result) | Forced execution (no.trials) |
|------------------------|-------------------------|------------------------------|----------------------------|------------------------------|
| BPS „Airport Chisinau” | 20 | Botanica Court | - | - |

art. 333 par.(1) Contraventional Code

| BPD Subdivision | Total minutes concluded | Fines Applied/received (lei) | Challenges (No.of result) | Forced execution (no. trials) |
|------------------------|-------------------------|------------------------------|---------------------------|-------------------------------|
| RD „North” | 1 | 100/500 | - | - |
| RD „East” | 1 | 1000/500 | - | - |
| RD „South” | 1 | 400/200 | - | - |
| RD „West” | 2 | 2000/500 | - | - |
| BPS „Airport Chisinau” | 2 | 2000/1000 | - | - |
| Total | 7 | 6 400/2 700 | - | - |

art. 333 par.(2) Contraventional Code

| BPD Subdivision | Total minutes concluded | Fines Applied/received (lei) | Challenges (No. of result) | Forced execution (no. trials) |
|-----------------|-------------------------|------------------------------|----------------------------|-------------------------------|
| RD „North” | 1 | 1 000/500 | - | - |
| Total | 1 | 1 000/500 | - | - |

art. 333 par.(4) Contraventional Code

| BPD Subdivision | Total minutes concluded | Fines Applied/received (lei) | Challenges (No. of result) | Forced execution (no. trials) |
|------------------------|-------------------------|------------------------------|----------------------------|-------------------------------|
| RD „North” | 244 | 50300/21300 | - | - |
| RD „East” | 18 | 5000/2000 | - | - |
| RD „South” | 4 | 800/400 | - | - |
| RD „West” | 6 | 1400/700 | - | - |
| BPD „Airport Chisinau” | 46 | 15800/6800 | - | - |
| Total | 318 | 73 300/31 200 | - | - |

Minutes submitted to other jurisdiction bodies

| BPD Subdivision | Total minutes concluded | Mark (paragraph of CC) |
|------------------------|-------------------------|--|
| RD „North” | 12 | 6 – art. 228 par. (1) remitted to IP Soroca 4 – art. 228 par. (1) remitted to IP Briceni 1 – art. 218 par. (1) remitted to IP Ocnitza 1 – art. 229 par. (3) remitted to IP Soroca |
| RD „East” | 6 | 2 – art. 114 par. (1) remitted to Environmental Inspectorate Stefan Voda 1 – art. 228 par. (1) remitted to IP Stefan Vodă 3 – art. 197 ¹ par. (2) remitted to Stefan Voda Court |
| BPD „Airport Chisinau” | 2 | art. 238 par. (1) – remitted IP Botanica art. 210 par. (1) – remitted to Aviation authority |

TOTAL:

No. of minutes – 714;

The amount of fines imposed – 175 400 lei;

The amount of fines collected – 69 750 lei.

Following the finding contraventions activity, by the agents of the Border Police were opened 714 records/minutes for the border law violations.

Were issued fines of over 175 thousand MDL, from these were received fines of over 69 thousand MDL.

PARTEA II Risk Analysis

Illegal migration

The statistical analysis of the phenomenon of illegal migration for Q1'2014 indicates that have been documented and recorded 17 of such cases where have been involved 31 persons. Thus, from statistical data given in the table below we can see an increase of illegal migration compared to the same period of 2013, including the number of cases and persons detained by the Border Police.

This indicator it is in fact increasing both at „green” border and BCP, 56% and 50%, respectively. For example, for MDA-UKR border this phenomenon increased with over

13% compared to Q1'2013, and at the MDA-ROU border the growth is over 2.5 times compared to period January-March 2013.

As reflected in the statistics (from the table below), the number of illegal migrants detected at the MDA-UKR border sector is 2 times higher compared to those detected and detained at the MDA-ROU border, 18 and 8 persons respectively. Therewith, in this period at BPD „Chisinau-Airport” were detained five illegal migrants, with four more than in January-March 2013.

| Illegal migration, persons | | | | | | | | | | |
|----------------------------|-----------|-----------|-----------|-----------|-----------|-----------|-----------|-----------|-----------|---------------------|
| Sectors | Q 1, 2012 | Q 2, 2012 | Q 3, 2012 | Q 4, 2012 | Q 1, 2013 | Q 2, 2013 | Q 3, 2013 | Q 4, 2013 | Q 1, 2014 | Compared to Q1'2013 |
| Total | 46 | 85 | 36 | 27 | 20 | 35 | 15 | 16 | 31 | 55% |
| Green Border | 24 | 67 | 31 | 15 | 16 | 20 | 8 | 8 | 25 | 56% |
| BCP | 22 | 18 | 5 | 12 | 4 | 15 | 7 | 8 | 6 | 50% |

Most illegal detained migrants are usually the nationals of such countries as Afghanistan, Syria, Iran etc. However, lately been detained

citizens of Russian Federation, Georgia etc. Respectively, they most frequently are detained by officer at the „green” border.

Cigarettes smuggling

The data in the table below reflects the situation regarding the countering of cigarettes smuggling, particularly the quarterly trend of the phenomenon. Instance, in the Q1'2014 were detained 35 persons and seized about 75 thousand smuggled cigarettes, to just over 40 thousand in January-March 2013.

More over, in spite of increasing value or the quantity of seized cigarettes, it is noticed a slight decrease of registered cases and detained persons compared to the same period of 2013. Thus, in the Q1'2014, were recorded 33 cases of cigarette smuggling or with 11% lesser than January-March 2013.

Withal, the quantity of *seized cigarettes* increased by over 70%. Therewith, the major part of documented cases by Border Police, were at the MDA-ROU border segment. In spite of this, the disclosures cases, the number of detained persons, as well the seized cigarettes smuggling decreased at this border segment.

This conjuncture can be explained, that either those, who are involved in illicit smuggling „have decreased” of frequency and intensity, whether the Border Police subdivisions on this segment faces shortage of skills, means and personnel resources to increase the number of retentions.

| Cigarettes smuggling, general information | | | | | | |
|---|--------------|--------------|--------------|--------------|--------------|---------------------------|
| | Q. 1 2013 | Q. 2 2013 | Q. 3 2013 | Q. 4 2013 | Q. 1 2014 | Compared to 2013, Q. 1 |
| TOTAL | | | | | | |
| Cases | 37 | 33 | 38 | 42 | 33 | -11% |
| Persons | 40 | 44 | 48 | 51 | 35 | -13% |
| Quantity (pieces) | 41 161 | 102 806 | 175 966 | 173 001 | 70 478 | 71% |

If we analyze the data by the border types, the most of the cigarettes smuggling cases detected, detained persons and number of seized cigarettes were ascertained at the „green” border with Romania. Thus, in the Q1'2014 the number of cases, of detained persons decreased by 43% and 30% respectively.

While the quantity of seized cigarettes smuggling increased by 95% compared to Q1' 2013.

Therewith, statistic indicates a constant situation with cigarettes in BCP, both overall and by the border segments, however with a light increase in BCP with Romania.

Entry/exit of illegal transport means to/from Republic of Moldova

In the Q1'2014, the border control subdivisions of BP stopped and retained 27 vehicles with attempt to entry/exit illegally to/from RM. Compared with Q1'2013, the number of these decreased by 15 units or 36%. At the same time, data of the reference period shows a decrease in the number of crimes, the main reasons that served as the basis for stopping vehicles in BCPs.

Accordingly, for modified number of body (-75%), presentation at border control of false

registration certificates (-50%), but the number of import/export offences, which are based on forged powers of attorney with the right to drive the transport unit, decreased by 44%. However, we estimate that with warm weather conditions, the summer period, and increasing mobility due to visa liberalization with the EU, the number of these crimes will increase.

| Entry/exit of illegal transport means to/from RM, units | | | | | | |
|---|--------------|--------------|--------------|--------------|--------------|------------------------|
| Reasons for stopping in BCP | Q. 1 2013 | Q. 2 2013 | Q. 3 2013 | Q. 4 2013 | Q. 1 2014 | Compared to Q. 1, 2013 |
| TOTAL | 42 | 57 | 57 | 28 | 27 | -36% |
| No. of modified body | 4 | 1 | 2 | 1 | 1 | -75% |
| Nr. of modified engine | - | 1 | - | 1 | 1 | 100% |
| False registration certificate | 6 | 15 | 9 | 5 | 3 | -50% |
| False power of attorney | 32 | 39 | 46 | 20 | 18 | -44% |
| Document not belong to holder | - | - | - | - | 1 | 100% |
| Others | - | 1 | - | 1 | 3 | 100% |